

Women and corporate governance 2024

The slow increase in the number of women running companies



14,238 people of which **4,068** women

in activity within boards of directors and decision-making bodies of the businesses listed in the Trade and Industry Register of Monaco




28.6% of women among corporate leaders in 2024
+1.5 points since 2015

Sources: Business Development Agency, Monaco Statistics

A higher proportion of women among sole traders

34.5% among sole traders



+2.5 points in ten years

29.1% among LLC⁽¹⁾



-0.7 point in ten years

23,8% among PLC⁽²⁾



+3.8 points in ten years

⁽¹⁾Limited liability companies ; ⁽²⁾Public limited companies.

Sources: Business Development Agency, Monaco Statistics

Differences depending on the Major Economic Sector considered



1,248 women executives in Scientific and technical activities, administrative and support service activities or the MES with the largest number of female company directors overall representing **29.7%** of the sector's corporate leaders

The three **most** feminised MES

Public admin., educ., health and social work act., **39.9%**

Other service activities **38.1%**

Real Estate activities **36.7%**

The three **less** feminised MES

Construction **19.8%**

Financ. and insurance act., **20.1%**

Industry **21.9%**

Note: Share of women among persons listed in the Trade and Industry Register by Major Economic Sector.

Sources: Business Development Agency, Monaco Statistics

Less than a third of new entities headed by women



989 people appear in a structure that was registered in 2024, including **294** women



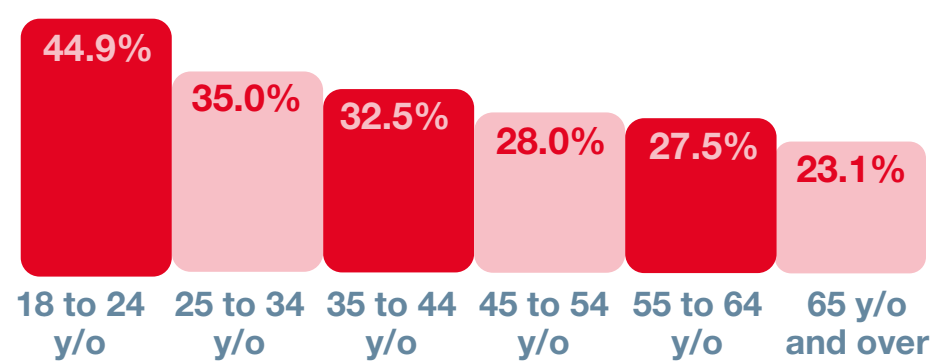
or **29.7%** of women in these newly created entities

Sources: Business Development Agency, Monaco Statistics

More young and Monegasque women entrepreneurs



Women are more represented among young business leaders:



Note: Share of women among persons listed in the Trade and Industry Register by age group.



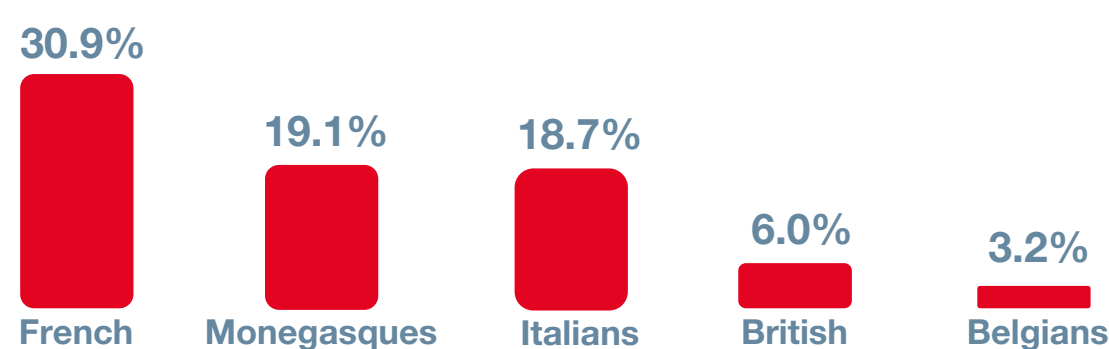
51.2 years old for women on average
(53.7 for men)



70.9% of these women live in Monaco
(62.1% of men)



33.9% of women among the **2,285** Monegasque entrepreneurs



Note: Breakdown of women listed in the Trade and Industry Register in 2024 by nationality.

Sources: Business Development Agency, Monaco Statistics