



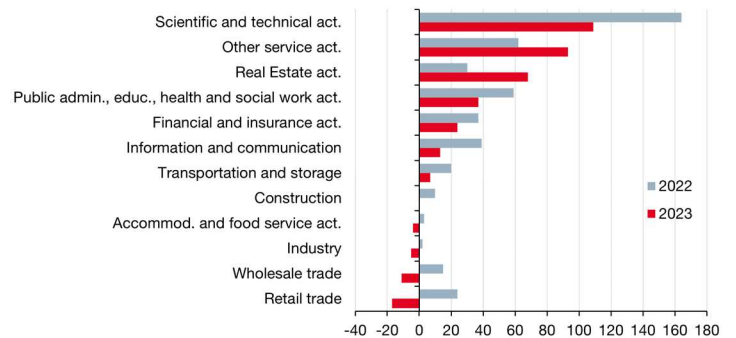
Nearly a quarter of the Principality's establishments belongs to this sector

With 2,838 active establishments, Scientific and technical activities, administrative and support service activities is the major economic sector (MES) with the most structures in 2023. Almost a quarter of the Principality's entities belong to this sector (24.3%). 109 additional establishments were registered in 2023, corresponding to more than a third of net creations in Monaco (34.7%). Although the balance creations—strike-offs is down on the previous year, it remains the highest of all the MESs.

Of all the establishments in this business sector, 43.1% are limited liability companies and 41.6% are sole traders. This compares with only 30.0% and 21.7% respectively for all the MESs in the Principality.

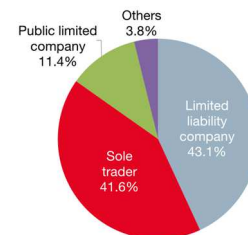
Due in particular to the many newly created structures, the sector's active establishments are also the youngest of all the MESs combined. The average age is 9.4 years in 2023, compared with 13.2 years for all the entities of the Principality.

1. Balance creations—strike-offs in 2022 and 2023 by MES



Sources: Business Development Agency, Monaco Statistics

2. Distribution of establishments in the sector in 2023 by legal status



Sources: Business Development Agency, Monaco Statistics

Revenue has risen sharply to over four billion euros

3. Change in sector revenue by NAF division

| | 2022 | 2023 | Var 22/23 | Share |
|---|-----------------|-----------------|--------------|-------------|
| Other professional, scientific and technical activities | 986.0 | 1,707.0 | 73.1% | 39.3% |
| Activities of head offices; management consultancy activities | 604.9 | 823.0 | 36.0% | 18.9% |
| Rental and leasing activities | 435.3 | 468.9 | 7.7% | 10.8% |
| Travel agency, tour operator and other reservation service and related activities | 295.3 | 339.8 | 15.1% | 7.8% |
| Architectural and engineering activities; technical testing and analysis | 270.5 | 289.9 | 7.2% | 6.7% |
| Employment activities | 251.6 | 277.3 | 10.2% | 6.4% |
| Other NAF divisions | 422.0 | 437.4 | 3.6% | 10.1% |
| Total Scientific and technical activities, administrative and support service activities | 3,265.6 | 4,343.3 | 33.0% | 100% |
| Total Principality, excl. Financial and insurance activities | 19,199.6 | 20,249.1 | 5.5% | |

Unit: million euros

Sources: Department of Tax Services, Monaco Statistics

In terms of revenue, this MES ranks second in 2023, behind Wholesale trade. It reaches a record level of €4.3 billion, or 21.4% of the total revenue generated in Monaco, excluding Financial and insurance activities. This business sector is also much more dynamic than the Principality as a whole (+33.0% compared with +5.5% in one year).

Nearly 40% of the MES's turnover is generated by Other

professional, scientific and technical activities, whose earnings increased by 73.1% between 2022 and 2023 (or +€721.0 million), due in particular to the strong growth in the Activities of quantity surveyors (+91.0%). There was also a significant increase in the revenue of the Activities of head offices; management consultancy activities, which rose by 36.0% (or +€218.1 million).

Scientific and technical activities, administrative and support service activities include all specialised professional, scientific and technical activities requiring a high level of training and providing specialized knowledge and skills to users, as well as all the various support activities for the general activities of companies such as accountants, notaries, architects, travel agencies, temporary employment agencies, etc.

With almost 14,400 employees, the MES is the Principality's largest employer

4. Distribution of employees and employers in the sector by NAF division in 2023

| | Employees | | | Employers | | |
|---|---------------|-------------|-------------|--------------|-------------|-------------|
| | Number | Var 22/23 | Share | Number | Var 22/23 | Share |
| Employment activities | 6,907 | 12.3% | 48.0% | 44 | 4.8% | 5.7% |
| Activities of head offices; management consultancy activities | 1,514 | 7.1% | 10.5% | 206 | -1.0% | 26.9% |
| Architectural and engineering activities; technical testing and analysis | 1,336 | 3.6% | 9.3% | 103 | 4.0% | 13.4% |
| Services to buildings and landscape activities | 1,226 | 4.5% | 8.5% | 38 | 5.6% | 5.0% |
| Legal and accounting activities | 960 | 6.2% | 6.7% | 78 | 1.3% | 10.2% |
| Office administrative, office support and other business support services | 605 | -15.5% | 4.2% | 63 | -3.1% | 8.2% |
| Travel agency, tour operator and other reservation service and related activities | 514 | 4.9% | 3.6% | 25 | 4.2% | 3.3% |
| Other NAF divisions | 1,335 | 3.5% | 9.3% | 210 | 6.1% | 27.4% |
| Total Scientific and technical activities, administrative and support service activities | 14,398 | 7.2% | 100% | 767 | 2.4% | 100% |
| Total Principality | 58,326 | 5.1% | | 6,357 | 0.0% | |

Sources: *Caisses Sociales de Monaco, Monaco Statistics*

In 2023, 14,398 people are employed in Scientific and technical activities, administrative and support service activities, i.e. almost a quarter of the Principality's private workforce (24.7%). Furthermore, the number of employees in this MES is growing faster than the overall salaried population of the private sector compared to 2022 (+7.2% against +5.1%).

Nearly half of the MES's employees work in Employment activities, which include mostly temporary staff. The workforce in this NAF division increased by 12.3% in one year, reaching 6,907 employees in 2023.

Scientific and technical activities, administrative and support

service activities account for 12.1% of Monegasque employers at the end of 2023, compared with 11.8% at the end of 2022, making it the second largest sector in the Principality behind employer households.

Activities of head offices; management consultancy activities is the NAF division with the most employers in the MES (206, more than half of which are in Business and other management consultancy activities). The Other professional, scientific and technical activities NAF division ranks second (105), followed by Architectural and engineering activities; technical testing and analysis (103).

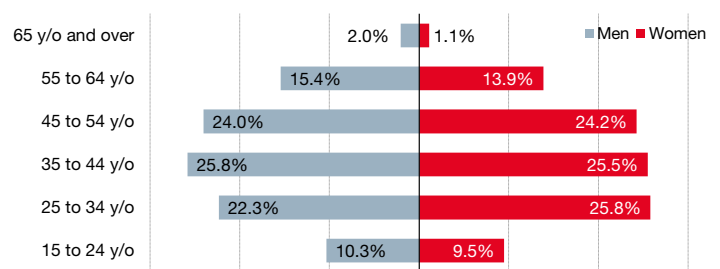
The typical employee is a 41-year-old man living in the Alpes-Maritimes

Almost 7 out of 10 employees in the MES are men, a higher proportion than in the Principality's private sector as a whole (69.1% of men compared with 61.7% overall). The number of male workers is also growing much faster this year than the number of female employees in the MES (+10.0% compared with +1.6%). However, excluding temporary work agencies, the proportion of men falls to 52.9%.

In 2023, the average age of employees is 41.1 years old, 1.3 year younger than the average of all private sector employees. Men are slightly older than women (average age of 41.3 and 40.6 respectively). The most common age group is 35 to 44 years old, regardless of gender, and three quarters of employees are between 25 and 54 years old.

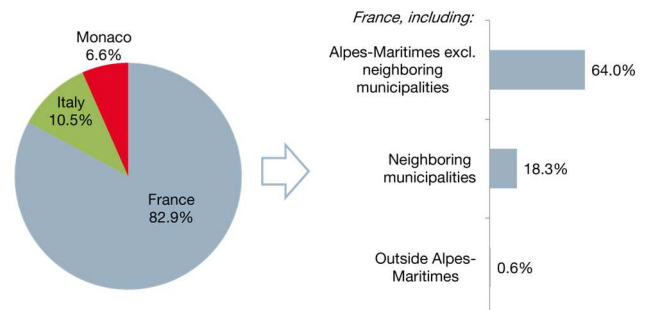
Compared with the rest of the private sector, the proportion of commuters is higher in this business sector, and they live further away from Monaco. The majority of the MES employees live in France (82.9%). Italian residents account for 10.5%, and only 6.6% live in the Principality, a lower proportion than the previous year. In detail, almost two-thirds of employees come from the Alpes-Maritimes, excluding neighbouring municipalities (64.0% compared with 57.7% in the private sector as a whole), and 18.3% live in one of the neighbouring municipalities (compared with 22.2% overall).

5. Distribution of sector employees by age group and gender in 2023



Sources: *Caisses Sociales de Monaco, Monaco Statistics*

6. Distribution of sector employees by place of residence in 2023



Sources: *Caisses Sociales de Monaco, Monaco Statistics*

Temporary employment agency activities account for 11.8% of the total workforce in the Principality in 2023, and almost half of the employees in the MES (47.8%). This NAF group is 86.9% male and the average age is 40.4 years old. While the proportion of French residents is relatively equal to that of the MES, only 1.7% of temporary workers live in Monaco and 15.1% come from Italy. Their revenue in 2023 is €269.9 million, an increase of 10.5% compared to 2022.