

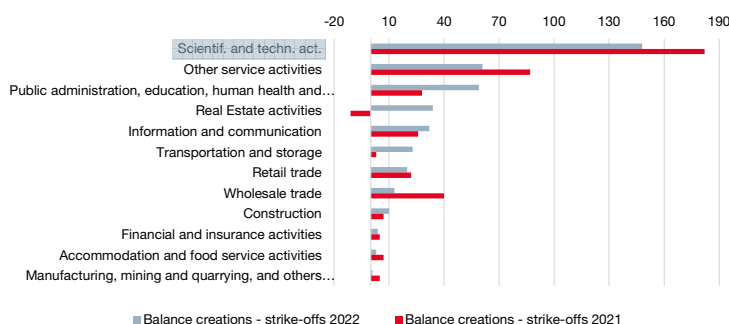
One in three new establishments belongs to this MES

With 2,711 active establishments, Scientific and technical activities, administrative and support service activities is the MES with the most structures in 2022. Indeed, almost a quarter of the Principality's active establishments belong to this business sector. There were 148 additional establishments in 2022, which corresponds to more than a third of net creations in Monaco (36.3%), i.e. one every 2.5 days approximately. Although the balance of creations-strike-offs is down on the previous year, it remains the highest among all MESs.

Of all establishments in this business sector, more than 70% are either a Limited liability company or a sole proprietorship (72.9%). This share is only 53.6% for all MESs combined.

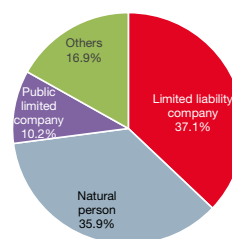
Due in particular to the many newly created structures, the active establishments are the youngest of all the MESs. The average age is 9.4 years in 2022, compared to an average of 13.1 years for all the structures in the Principality.

1. Balance creations—strike-offs in 2021 and 2022 by MES



Sources: Business Development Agency, Monaco Statistics

2. Distribution of establishments in the sector in 2022 by legal status



Sources: Business Development Agency, Monaco Statistics

Revenue exceeds three billion euros

3. Change in sector revenue by NAF division

	2021	2022	Var 21/22	Share	Var 19/22
Other professional, scientific and technical activities	944.2	977.8	3.6%	30.6%	↑
Activities of head offices; management consultancy activities	463.1	584.6	26.2%	18.3%	↑
Rental and leasing activities	373.2	429.5	15.1%	13.4%	↑
Travel agency, tour operator and other reservation service and related activities	103.4	276.0	166.8%	8.6%	↑
Architectural and engineering activities; technical testing and analysis	278.6	261.7	-6.1%	8.2%	↓
Others NAF divisions	593.8	669.2	12.7%	20.9%	↑
Total revenue Scientific and technical activities	2,756.3	3,198.6	16.0%	100%	↑
Total revenue of the Principality excluding Financial and insurance activities	16,372.8	18,832.0	15.0%		↑

Unit: million euros

Sources: Department of Tax Services, Monaco Statistics

In terms of revenue, this MES ranks second in 2022, behind the Wholesale trade. Its amount reaches the record level of €3.2 billion, which represents 17.0% of overall revenue, excluding Financial and insurance activities. Moreover, this business sector appears to be more dynamic than the Principality as a whole (+16.0% compared to +15.0%).

A little less than a third of the revenue is generated by the

Other professional, scientific and technical activities (which include in particular the Activities of quantity surveyors), whose result has been multiplied by six in three years.

It is worth noting the strong recovery of Travel agency activities which, notably through an economic agent, have seen their revenue more than triple compared to 2021 (+€166.5 million), and exceed their pre-crisis level.

More than 13,400 employees make this MES the leading employer in the Principality

4. Distribution of employees and employers in the sector by NAF division in 2022

	Employees			Employers		
	Number	Var 21/22	Share	Number	Var 21/22	Share
Employment activities	6,149	6.3%	45.8%	42	2.4%	5.6%
Services to buildings and landscape activities	1,414	7.6%	10.5%	208	5.3%	27.8%
Activities of head offices; management consultancy activities	1,290	2.3%	9.6%	99	-2.7%	13.2%
Architectural and engineering activities; technical testing and analysis	1,173	3.0%	8.7%	36	1.5%	4.8%
Legal and accounting activities	904	6.4%	6.7%	77	-2.5%	10.3%
Others NAF divisions	2,495	5.0%	18.6%	287	2.5%	38.3%
Total Scientific and technical activities, administrative and support service activities	13,425	5.5%	100%	749	1.8%	100%
Total in the Principality	55,472	4.4%		6,357	0.5%	

Sources: *Caisses Sociales de Monaco, Monaco Statistics*

Note: As private sector data has been consolidated in 2022, discrepancies may be observed for earlier years compared to our previous publications.

In 2022, 13,425 people were employed in the Scientific and technical activities, administrative and support service activities sector, i.e. almost a quarter of the Principality's employees (24.2%). Moreover, the workforce within this MES is growing faster than the overall salaried population compared to 2021 (respectively +5.5% against +4.4%).

Once again, Employment activities largely dominate the business sector in terms of the number of employees, through temporary employment agencies. The headcount in this division increased this year by 6.3%, and almost one in two employees in the MES works in this business field.

Scientific and technical activities, administrative and support service activities accounted for 19.2% of Monegasque employers at the end of 2022 (excluding domestic staff), which again makes it the leading business sector.

Activities of head offices; management consultancy activities is the division with the most employers in this business sector (208, more than half of which are in Business and other management consultancy activities). Other professional, scientific and technical activities is in second place (100), followed by Architectural and engineering activities; technical testing and analysis (99).

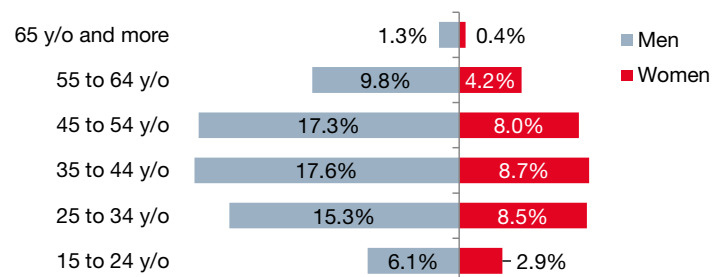
The typical employee is a 41 year old man living in the Alpes-Maritimes

There are approximately two men for every woman in this economic sector, i.e. a more masculine proportion than for all employees in the Principality (67.4% of men compared to 61.1% overall). This ratio is true for almost all age groups. The number of male workers is growing faster this year than the number of female employees in the MES (+6.8% compared to +2.8%). Excluding temporary work agencies, the share of men falls to 53.1%.

In 2022, the average age of employees is 41.2 years old. Despite the slight increase compared to 2021 (+0.2 years), they remain 1.2 years younger on average than the total employed population. Men are somewhat older than women (respectively 41.5 and 40.6 years old on average). The most common age group is 35 to 44, regardless of gender, and three quarters of employees are aged between 25 and 54.


Compared to the overall figure, the proportion of commuters is higher in this business sector, and they are further away from Monaco. The majority of the MES workforce lives in France (83.5%). Italian residents account for 9.6% and only 6.9% live in the Principality, a proportion that is down on the previous year. In detail, almost two thirds of employees come from the Alpes-Maritimes excluding neighbouring municipalities (63.9%), and 19.0% live in one of the neighbouring municipalities.

5. Distribution of sector employees by age group and gender in 2022



Sources: *Caisses Sociales de Monaco, Monaco Statistics*

6. Distribution of sector employees by place of residence in 2022



Sources: *Caisses Sociales de Monaco, Monaco Statistics*

Temporary employment agency activities account for 11.0% of the total workforce in the Principality in 2022, and almost half of the employees in the MES (45.6%). This NAF group is 84.5% male and the average age is 40.6 years old. While the proportion of French residents is relatively equal to that of the MES, only 1.9% of employees live in Monaco and 14.0% come from Italy. Their revenue in 2022 is €244.3 million, representing a growth of 12.4%.