

In the first half of 2022, the post-health crisis economic recovery initiated in 2021 tends to continue. Most of the main economic indicators are on the rise compared to the previous year, but not all have returned to their pre-crisis levels. The lack of containment in 2021 allows for a revaluation of the two-year analysis. Nevertheless, an indicator has been added to some of the tables to put them into perspective with 2019.

**Change in comparison to Q2 2021**

Foreign trade		Economy		Private sector employment		Tourism	
Exports	↗	Revenue	↗	N° of employers	↗	Occupancy rate	↗
Imports	↗	Entities created	↘	N° of jobs	↗	Rooms booked	↗
Balance of trade	↘	Entities struck-off	↗	Hours worked	↗	N° of cruise days	↗

At €1.6 billion, the overall volume of trade, excluding France, is up by 19.7% compared to the first half of 2021, but remains below its pre-pandemic level.

The Principality's revenue, excluding Financial and insurance activities, reached a record €8.7 billion, representing growth of €1.5 billion (+20.8%).

The indicators for salaried employment in the private sector remained on the rise in the second quarter, with the number of jobs passing the 60,000 mark for the first time.

The number of new establishments fell sharply and the number of deregistrations increased. Thus, the balance of

creations - permanent strike-offs contracted strongly in the second quarter.

Hotel indicators show strong growth and cruises are picking up, signs of the return of international tourism to Monaco.

The real estate market achieved its best first half-year since 2006 and the new-build market exceeded in 6 months the result normally achieved in one year.

Air traffic is clearly on the rise but has not returned to its 2019 level. New vehicle registrations, on the other hand, are declining at the end of June 2022.

**FOREIGN TRADE EXCLUDING FRANCE**

The first half of 2022 tends to confirm the economic recovery observed in 2021 following the global health crisis. The overall volume of trade, excluding France, amounts to €1.6 billion, up 19.7% on the previous year. Nevertheless, it remains 16.6% below its 2019 level.

At -€425.1 million, the Trade balance deficit increased and the coverage rate fell by around 8 points. Indeed, although exports are increasing at the end of June 2022 (+€52.2 million), imports are growing four times faster (+€206.9 million) and mechanically generate this result.

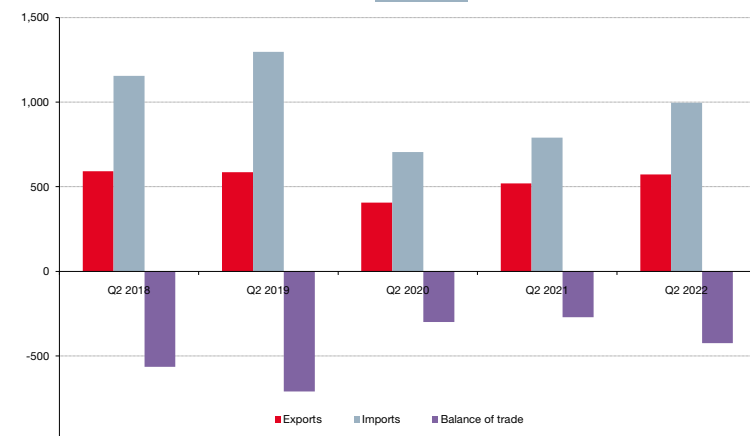
While more than two thirds of exports are to the European Union (71.1%), imports from the EU are in the minority (45.8%). Overall, the weight of the European Union is decreasing (55.0% compared to 57.7%), because the growth of trade with the EU (+14.2%) is slower than that with the rest of the world (+27.2%).

More than a fifth (22.5%) of the total amount of transactions is carried out with Italy, the Principality's main trading partner. Germany (12.2%) and Switzerland (7.6%) complete the top three.

Products from the automobile industry were the most traded goods in the second quarter with an increase of 14.2%. This is followed by Plastic products (+8.1%) and Jewellery and musical instruments, down by 19.5% compared to 2021.

**Change in foreign trade excluding France**

	Q2 2021	Q2 2022	Var 21/22	Weight	Var 19-22
<b>Supplies + Exports</b>	<b>520.8</b>	<b>572.9</b>	<b>10.0%</b>		↘
<b>EU Supplies</b>	<b>331.9</b>	<b>407.6</b>	<b>22.8%</b>	<b>71.1%</b>	↗
Including Italy	96.0	122.7	27.9%	21.4%	↗
Including Germany	67.7	86.8	28.3%	15.1%	↗
Including Belgium	33.5	45.3	35.1%	7.9%	↗
<b>Exports</b>	<b>188.9</b>	<b>165.4</b>	<b>-12.4%</b>	<b>28.9%</b>	↘
Including Switzerland	57.6	59.5	3.3%	10.4%	↗
<b>Acquisitions + Imports</b>	<b>791.2</b>	<b>998.0</b>	<b>26.2%</b>		↘
<b>UE Acquisitions</b>	<b>425.0</b>	<b>457.0</b>	<b>7.5%</b>	<b>45.8%</b>	↘
Including Italy	215.4	230.4	7.0%	23.1%	↘
Including Germany	90.0	104.5	16.1%	10.5%	↘
Including Belgium	35.7	30.9	-13.5%	3.1%	↘
<b>Imports</b>	<b>366.2</b>	<b>540.7</b>	<b>47.7%</b>	<b>54.2%</b>	↘
Including UK	58.6	91.0	55.3%	9.1%	↘
<b>Overall volume of trade</b>	<b>1,311.9</b>	<b>1,571.0</b>	<b>19.7%</b>		↘
<b>Balance of trade</b>	<b>-270.4</b>	<b>-425.1</b>	<b>-57.2%</b>		↗



Unit: million euros

Sources: French Directorate-General of Customs and Indirect Taxes, Monaco Statistics

The foreign trade figures are provided to Monaco Statistics by the French Directorate-General of Customs and Indirect taxes. These figures are provisional. They are updated (enhanced) on a monthly basis. Variations may be noted each quarter as a result of the late arrival of some statements; many enhancements are still expected. The date and comments should therefore be treated with caution (Trade with France is not included—Cumulative data as at 30/06/2022)

## REVENUE<sup>(1)</sup>

At more than €8.7 billion, excluding Financial and insurance activities, Monegasque revenue reached an unprecedented level in the first half of 2022. It exceeded by €1.5 billion (+20.8%) its level of the previous year at the same period, as well as those of previous years, including pre-pandemic years. All MES show growth compared to 2021, and only two of them have not returned to their 2019 level.

Wholesale trade revenue, the spearhead of the Principality, accounts for more than a third of the overall result and grew by €708.6 million over the period (+31.8%). This is mainly the result of Wholesale on a fee or contract basis (+€385.9 million) and in particular the trading of fuels, ores, metals and industrial chemicals (+€137.8 million).

Accommodation and food service activities almost doubled its revenue in the first half of 2021 (+€188.9 million or +97.4%). The sector most affected by the health crisis, it is now close to its 2019 level for the same period (€382.7 million compared to €385.8 million).

Construction, up by €120.8 million, continues to grow, notably through the Construction of residential and non-residential buildings and Masonry works and building structural works.

Retail trade increased by €115.6 million (+13.4%) thanks to the jewellery, car and clothing trade.

Revenues from Other service activities and Transportation and storage both increased by a third (+€108.6 million and +€90.1 million respectively). The former was driven by Sports activities and Gambling and betting activities, and the latter by Chartering and transportation organisation.

In the second quarter, Business and other management consultancy activities (+€70.8 million) alone lifted Scientific and technical activities, administrative and support service activities (+€70.0 million, or +5.9%), and offset the loss of momentum in quantity surveyors (-€90.2 million).

After a significant decline in 2021, the result of Real Estate activities is back on the rise with +€46.1 million, or +14.0%.

Supported by the Manufacture of plastics products (+€15.3 million), industry grew by €40.7 million (+10.0%).

Although more modest, Information and communication (+€15.4 million, i.e. +4.6%) and Public administration, education, human health and social work activities (+€1.5 million, i.e. +2.8%) also show growth in the middle of the year 2022.

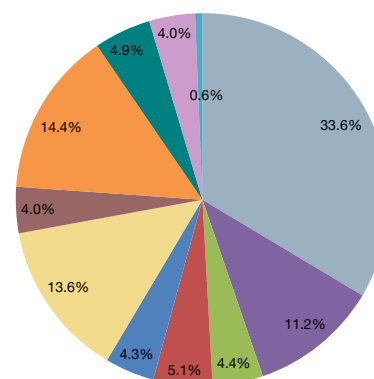
### Change in revenue by sector

	Q2 2021	Q2 2022	Var 21/22	Var 19-22
1 Financial and insurance activities	832.1	969.8	16.5%	↗
2 Wholesale trade	2,227.7	2,936.2	31.8%	↗
3 Retail trade	863.0	978.6	13.4%	↗
4 Accommodation and food service activities	193.9	382.7	97.4%	↘
5 Manufacturing, mining and quarrying, and others industries	408.6	449.3	10.0%	↗
6 Real Estate activities	328.3	374.4	14.0%	↘
7 Construction	1,069.0	1,189.9	11.3%	↗
8 Transportation and storage	259.2	349.2	34.8%	↗
9 Scientific and technical activities, administrative and support service activities	1,186.4	1,256.4	5.9%	↗
10 Other service activities	323.0	431.6	33.6%	↗
11 Information and communication	331.8	347.2	4.6%	↗
12 Public administration, education, human health and social work activities	53.1	54.6	2.8%	↗
<b>Total<sup>(2)</sup></b>	<b>7,243.8</b>	<b>8,750.1</b>	<b>20.8%</b>	<b>↗</b>

Unit: million euros

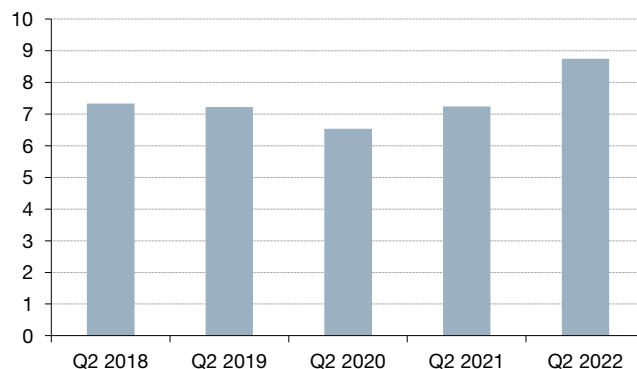
Sources: Department of Tax Services, Monaco Statistics

### Distribution in revenue as at 30<sup>th</sup> June 2022<sup>(2)</sup>



Sources: Department of Tax Services, Monaco Statistics

### Change in revenue<sup>(2)</sup>



Unit: billion euros

Sources: Department of Tax Services, Monaco Statistics

<sup>(1)</sup> Calculated on the basis of VAT declarations during the submission period.

<sup>(2)</sup> Total revenue does not include that derived from financial and insurance activities. As revenue is less relevant an indicator than for other sectors, it is presented for indicative purpose

## FINANCES

### Change in financial indicators

	Q2 2021	Q2 2022	Variation
<b>Monegasque Investment Funds</b>			
Number of funds	51	47	-7.8%
Net total assets	4,485	3,906	-12.9%
<b>Asset Management companies</b>			
Number of companies	61	63	3.3%
<b>Banks and Financial Institutions</b>			
Number of Banks	30	29	-3.3%
Number of financial services companies	4	4	0.0%
Total Value of Assets:			
Deposits & Marketable securities	138,542	141,202	1.9%
Total Value of Deposits & Commercial Paper	50,269	57,852	15.1%
Total Value of Loans	28,219	30,807	9.2%

Unit: million euros

Sources: Commission de Contrôle des Activités Financières, Department of budget and Treasury

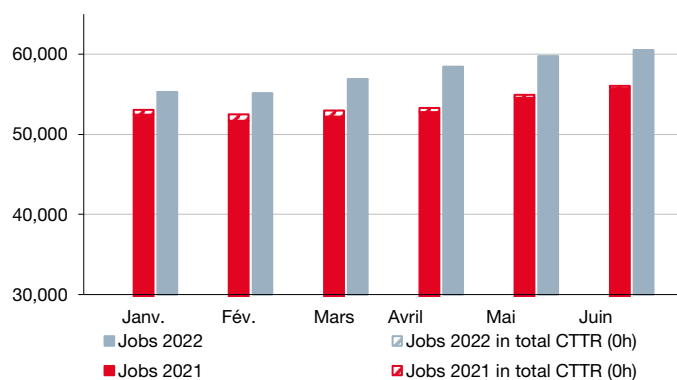
IMSEE

The evolution of the amount of assets managed by banks is very positive over the last twelve months (+1.9%), as well as that of the amount of loans granted (+9.2%). The total value of deposits also increased (+15.1%).

Over the second quarter of 2022, a decrease in the amount of assets under management is recorded (-3.2%), mainly due to the negative impact of market and currency effects on securities portfolios, while that of deposits and negotiable debt securities grew by +3.8% over the period.

## PRIVATE SECTOR EMPLOYMENT

### Monthly change in number of jobs



Note: the CTRT scheme ended on 31/03/2022

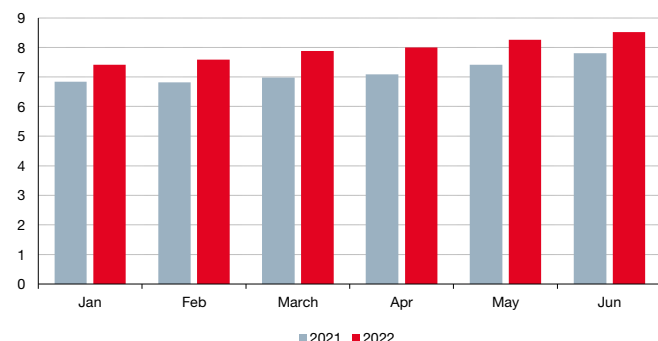
Sources: Caisses Sociales de Monaco, Monaco Statistics

### Change in the number of active jobs by MES

	Q2 2021	Q2 2022	Var 21/22	Var 19-22
Financial and insurance activities	4,131	4,280	3.6%	↗
Wholesale trade	2,610	2,668	2.2%	↘
Retail trade	2,988	3,155	5.6%	↗
Accommodation and food service activities	7,178	9,245	28.8%	↘
Manufacturing, mining and quarrying, and others industries	2,617	2,640	0.9%	↘
Real Estate activities	1,763	1,778	0.9%	↗
Construction	5,837	6,308	8.1%	↗
Transportation and storage	1,944	2,170	11.6%	↘
Scientific and technical activities, administrative and support service activities	14,117	15,054	6.6%	↗
Other service activities	7,193	7,446	3.5%	↗
Information and communication	1,405	1,495	6.4%	↗
Public administration, education, human health and social work activities	4,245	4,270	0.6%	↗
<b>Total</b>	<b>56,028</b>	<b>60,509</b>	<b>8.0%</b>	<b>↗</b>

Sources: Caisses Sociales de Monaco, Monaco Statistics

### Monthly change in number of hours worked



Unit: million hours

Sources: Caisses Sociales de Monaco, Monaco Statistics

At the end of the first half of the year, the number of active jobs (at least one hour worked, including domestic staff) reached an all-time high of 60,509 in the private sector, which corresponds to almost 4,500 additional jobs compared to the previous year, or an 8% increase over the period.

As in the previous quarter, all business sectors show an increase in employment, led by Accommodation and food service activities with over 2,000 additional jobs compared to Q2 2021 (+28.8%). Transportation and storage also posted a double-digit increase over the period (+11.6%). Scientific and technical activities, administrative and support service activities exceeded 15,000 jobs in the second quarter, including almost a thousand more than in 2021. On the other hand, it is in Public administration, education, human health and social work activities that the increase is the slightest, both in value and in volume. Despite the upturn in tourism activities, Accommodation and food service activities and Transportation and storage are still not reaching their pre-crisis levels, as was the case in the first quarter. The same applies to Wholesale trade and Industry.

With more than 47 million hours worked, i.e. +10.9% compared to 2021, the cumulative number of hours worked since the beginning of the year is growing faster than the number of jobs. This is particularly the case in Accommodation and food service activities, where the volume of hours worked has increased by over 2 million in one year (+56%). Scientific and technical activities, administrative and support service activities generated nearly 11 million hours worked in total over the six-month period, including more than 4 million hours in Temporary employment agency activities.

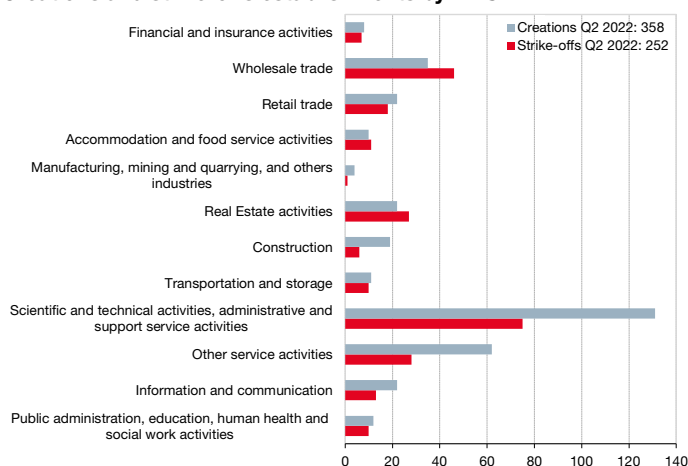
The number of employers in the private sector stood at 6,366 in the second quarter, an increase of 1.8% compared to 2021, which corresponds to 111 additional entities over the period. Again, this increase is true for all MES except Manufacturing, mining and quarrying, and others industries, as in Quarter 1 (-2 employers between 2021 and 2022).

## BUSINESSES

In the first half of 2022, the number of new establishments fell sharply compared with the previous year (358 compared with 437, or -18.1%). The number of permanent strike-offs rose slightly (252 compared to 241, i.e. +4.6%). Thus, the balance of creations - permanent strike-offs contracts, going from +196 in Q2 2021 to +106 in Q2 2022.

It reaches +56 in Scientific and technical activities, administrative and support services activities, +34 in Other service activities and +13 in Construction. It is negative in 3 MES: Wholesale trade (-11), Real Estate activities (-5) and Accommodation and food service activities (-1).

### Creations and strike-offs establishments by MES



Sources: Business Development Agency, Monaco Statistics

The figures for businesses started/closed cover all types of legal entity recorded in the NIS Register (SAM, SARL, sole traders, professionals, AD, NA, etc.), with the exception of non-trading companies.

# HOTEL AND CRUISE INDUSTRY

## Change in hotel industry indicators

	Q2 2021	Q2 2022	Var 21/22	Var 19-22
Occupancy rate	25.3%	52.3%	106.7%	↘
Rooms occupied (N° of nights)	108,686	233,352	114.7%	↘
Arrivals	60,530	108,420	79.1%	↘
% Arrivals from outside EU	13.2%	38.8%	193.9%	↗
Average length of a stay (in days)	2,4	2,4	2,0%	↗

Sources: Tourist and Convention Authority, Monaco Statistics

## Change in cruise indicators

	Q2 2021	Q2 2022	Var 21/22	Var 19-22
Number of days of stopover	0	56	n.a.	↘
Number of cruise days	0	24 825	n.a.	↘

Sources: Tourist and Convention Authority, Monaco Statistics

## REAL ESTATE

With 33 sales for more than €342 million in the first half of 2022, the new property market, which is still very dependent on building deliveries, has recorded its best start to the year since 2006. In six months, the market has exceeded, in both volume and value, the level it normally reaches in one year.

Resales are not to be outdone, with 223 transactions recorded (9 more than in the first half of 2021), for €1.2 billion, which represents €380 million more than in 2021 (+45.8%).

Compared to 2019, the real estate market (new and old combined) is up by 15% in both volume and value.

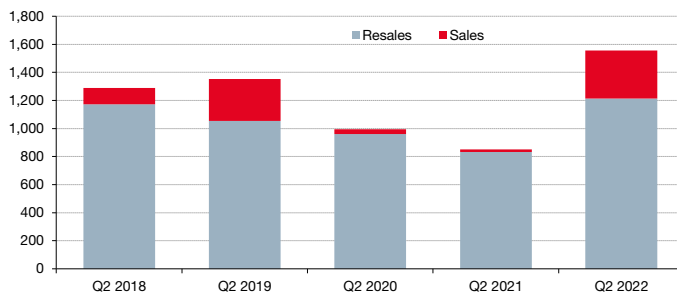
The main tourism indicators are up significantly in the second quarter of 2022. The number of person arrivals increased strongly (+79.1%). The average length of stay is also increasing. The number of rooms occupied in overnight stays has more than doubled (+114.7%), which is equivalent to 124,666 additional overnight stays compared to the same period last year. As a result, the occupancy rate exceeded 50% in the first half of the year (52.3%). However, this is lower than in 2019 (63.7%). With 38.8% of tourists coming from outside the European Union (compared to 12.3% in Q2 2021), this half-year illustrates the return of international tourism to Monaco. It also marks the resumption of cruises, which have been at a standstill since 2020 due to the epidemic. 56 ships docked in the Principality from April with 24,825 passengers on board.

## Change in the number of real estate transactions

	Q2 2021	Q2 2022	Var 21/22	Var 19-22
Apartment sales (new)	3	33	1,000.0%	↗
Apartment resales (second hand)	214	223	4,2%	↗

Sources: Department of Tax Services, Monaco Statistics

## Change in the amount of real estate transactions



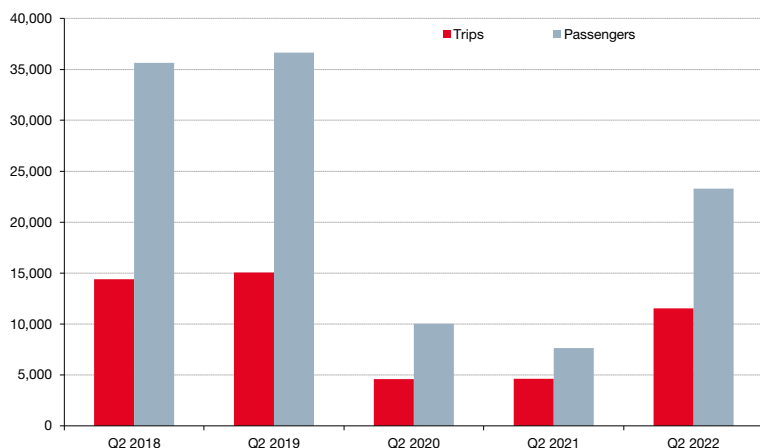
Unit: million euros

Sources: Department of Tax Services, Monaco Statistics

## TRANSPORT

### Change in helicopter traffic

	Q2 2021	Q2 2022	Var 21/22	Var 19-22
Number of trips	4,600	11,546	151.0%	↘
Number of passengers	7,636	23,292	205.0%	↘



Sources: Civil Aviation Authority, Monaco Statistics

### Change in vehicle registrations and public car park attendance

	Q2 2021	Q2 2022	Var 21/22	Var 19-22
Number of new vehicle registrations	1,615	1,306	-19.1%	↘
Number of times a car entered a public car park	6,263,492	7,186,137	14.7%	↘

Sources: Driver and Vehicle Licensing Office, Public Car Parks Office, Monaco Statistics

(1) Private cars only

Compared to the same period in 2021, helicopter traffic has risen sharply with +151% for movements and +205% for passengers, without however managing to return to its pre-crisis level. This is equivalent to +6,946 flights (almost 40 more flights per day) and +15,656 passengers (almost 90 more passengers per day). This growth is mainly due to the Formula 1 Grand Prix, a key event in the Principality, which took place this year without restrictions due to Covid-19.

Traffic growth was driven by commercial flights, which increased by 218.6% in terms of movements and 303% in terms of passengers over the half-year.

The number of new vehicle registrations fell by 19.1%, in line with the global trend towards a decline in supply. Petrol vehicles still account for the majority with almost 42% of registrations, but they are being overtaken by electric vehicles (19.7%) and plug-in hybrids (17.8%), which account for 37.5% in total.

The number of journeys in public car parks is increasing (+14.7%) compared to the same period in 2021. Ticketed journeys have seen the biggest increase (+22.4%).



INSTITUT MONÉGASQUE DE LA STATISTIQUE  
ET DES ÉTUDES ÉCONOMIQUES

9 rue du Gabian

98000 MONACO