

At the end of 2021, the number of active employees (having worked at least one hour) in the private sector in Monaco amounts to 53,079 people, i.e. more than 2,000 additional employees compared to 2020 (+4.1%), returning to a level comparable to 2019. Men remain in the majority at over 60%, as do French nationals and commuters. With 6,308 entities, the number of private employers also increased over the period, exceeding its 2019 level.

## With more than 2,000 additional active employees compared to 2020, the population increased by 4.1%

53,079 people were employed in the private sector in Monaco in December 2021, which is 2,072 more than at the end of 2020 and about ten less than at the same time two years earlier. The Principality has thus returned to a salaried population equivalent to that of the pre-crisis period, but this observation is not identical in all sectors of activity. Accommodation and food service activities is the MES that has paid the heaviest price in the face of the pandemic. After a sudden drop in activity in 2020, which led to a sharp decline in the number of employees, the sector recovered significantly in 2021, but was unable to recover its workforce: at the end of the year, it was the only sector to show a decline compared to 2020. Other service activities, also largely penalized by the crisis, saw the strongest increase in their workforce in volume terms in 2021 (+11% or +600 employees).

At the end of 2021, Monaco had 6,308 private-sector employers, 182 more than at the same time the previous year (+3%) and 126 more than in 2019. The number of structures has increased regardless of size in terms of salaried employees. With nearly 2,500 entities, the proportion of employers of domestic staff remains constant around 39%. Structures with fewer than 5 employees remain predominant. They will represent more than one third of all employers in 2021 (over 60% if employers of domestic staff are excluded).

### 1. Number of active employees in the private sector and breakdown by major economic sector (MES) in 2021

	Number of employees	Weight of MES	Variation 2020/21	Var 19/21
Scientific and technical activities, administrative and support service activities	12,672	23.9%	7.6%	↗
Accommodation and food service activities	7,148	13.5%	-0.9%	↘
Other service activities	6,142	11.6%	11.0%	↗
Construction	5,662	10.7%	2.6%	↗
Public administration, education, human health and social work activities	4,214	7.9%	1.3%	↗
Financial and insurance activities	4,134	7.8%	2.9%	↗
Retail trade	2,960	5.6%	5.1%	↗
Manufacturing, mining and quarrying, and others industries	2,579	4.9%	0.8%	↘
Wholesale trade	2,552	4.8%	0.1%	↘
Transportation and storage	1,962	3.7%	3.9%	↘
Real Estate activities	1,653	3.1%	1.0%	↗
Information and communication	1,401	2.6%	4.3%	↗
<b>TOTAL</b>	<b>53,079</b>	<b>100%</b>	<b>4.1%</b>	<b>↘</b>

Sources: *Caisses Sociales de Monaco, Monaco Statistics*

### 2. Number of employers in the private sector and breakdown by type and size of workforce in 2021

	Number of entities	Share	Variation 2020/21
Employers of domestic staff	2,459	39.0%	2.1%
Except employers of domestic staff:	3,849	61.0%	3.5%
Under 5 employees	2,342	37.1%	2.4%
5 to 9 employees	719	11.4%	5.9%
10 to 49 employees	626	9.9%	3.6%
50 to 199 employees	125	2.0%	5.9%
200 employees and over	37	0.6%	23.3%
<b>Total</b>	<b>6,308</b>	<b>100%</b>	<b>3.0%</b>

Sources: *Caisses Sociales de Monaco, Monaco Statistics*

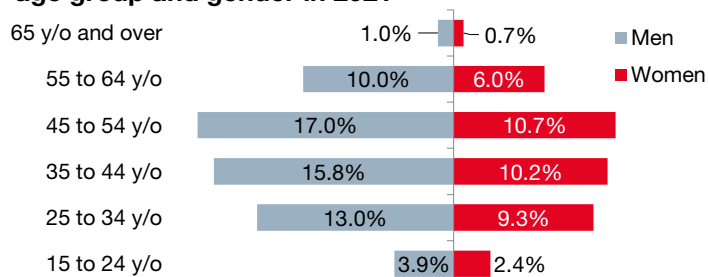
## The gender distribution of employees is similar to 2020 and the average age remains stable

### 3. Number of active employees in the private sector and breakdown by gender in 2021

	Number of employees	Share	Variation 2020/21
Men	32,221	60.7%	4.0%
Women	20,858	39.3%	4.2%
<b>Total</b>	<b>53,079</b>	<b>100%</b>	<b>4.1%</b>

Sources: *Caisses Sociales de Monaco, Monaco Statistics*

### 4. Distribution of private-sector active employees by age group and gender in 2021



Sources: *Caisses Sociales de Monaco, Monaco Statistics*

60.7% of all private sector-employees are men in December 2021, a proportion that is exactly the same as that observed the previous year. The number of employees is up by about 4% regardless of gender, i.e. +1,240 men and +832 women respectively. At the end of 2021, the average age of active employees in the private sector is 42.5 years. This result is stable compared to 2020.

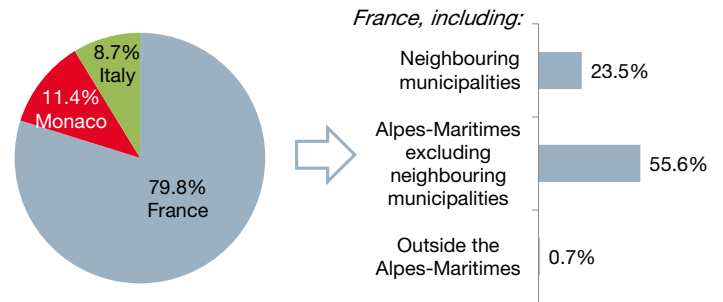
At 42.2 versus 42.7 years old, women remain slightly younger than men on average. The 45-54 age group is the most represented regardless of gender and accounts for more than a quarter of the total population. More broadly, the majority of private-sector employees (53.7%) are on average between 35 and 54 years old. Those under 35 years of age account for 28.6% of workers, a proportion that is declining.

## The increase in the number of French and commuters continues

Commuters make up the majority of Monaco's salaried workforce and their proportion has continued to increase in recent years. In December 2021, 88.6% of private-sector employees work in the Principality but do not live there, i.e. 0.4 percentage points more than in 2020. Nearly 42,000 people live in France, including almost 30,000 outside the four municipalities bordering Monaco, or 55.6% of all employees. It is this proportion that has increased the most between 2020 and 2021 (+1.2 point), to the detriment of the inhabitants of Monaco and the neighbouring municipalities. The latter represent just under a quarter of private-sector employees, or around 12,000 people. Although their proportion is relatively down, the number of residents of Monaco is very slightly higher than the previous year, approaching 6,000.

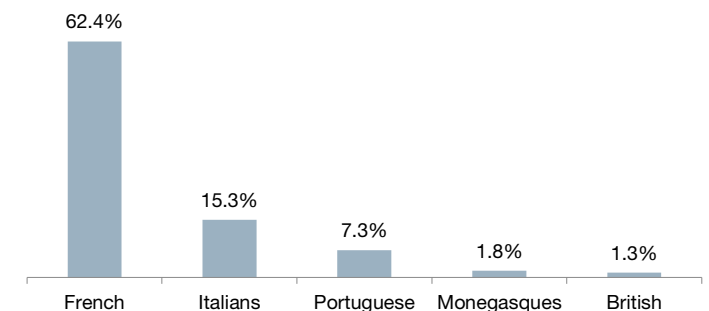
Of the more than 130 nationalities represented among private-sector employees, the French are the most represented, at around 33,000 (+3.7%). While most communities saw their number of employees increase compared to 2020, the number of Monegasques, at 977, was almost identical to the previous year.

## 5. Distribution of private-sector active employees by place of residence in 2021



Sources: *Caisses Sociales de Monaco, Monaco Statistics*

## 6. Distribution of private-sector active employees by most frequent nationalities in 2021



Sources: *Caisses Sociales de Monaco, Monaco Statistics*

## Gender distribution varies by sector

### 7. Share of women among private-sector active employees by major economic sector (MES) in 2021



Sources: *Caisses Sociales de Monaco, Monaco Statistics*

Although women are in the minority in the private employee population, they are more or less represented depending on the sector. Two of the twelve MES stand out in terms of their gender distribution: Public administration, education, human health and social work activities, and Construction. In the first, which is driven by Hospital activities, men are the least present, making this sector the most feminine, at over 70%. In contrast, with a male workforce of over 90%, Construction remains by far the sector with the fewest women in proportion. The Scientific and technical activities, administrative and support service activities MES, the leading provider of jobs in the Principality, has one third of its workforce made up of women. Retail trade, Financial and insurance activities and Wholesale trade, which together employ nearly 10,000 people, each have a gender split close to parity.

Of the 977 Monegasques employed in the private sector in 2021, 37% are women. With an average age of 41.7 years, nationals are slightly younger than the overall employed population. Accommodation and food services activities is the leading private employer of Monegasques: 42.5% of them work in this sector (54.4% of men and 22% of women). Moreover, almost all (99%) of Monegasque employees live in the Principality.

Only employees considered as "active", i.e. having performed at least one hour of activity during the month, are included in this Focus.