

In December 2018, there were 51 601 employees in Monaco's private sector, that is 1 907 employees more than the previous year (+3.8 %). 60 % of private sector employees were men and 63.2 % were of French nationality. The average age of an employee was 41.8 years old and a very large majority were commuters. The tertiary sector employed nearly all private sector employees.

The number of employees increased 3.8 % in the private sector between 2017 and 2018

There were 51 601 employees in Monaco's private sector at the end of the year 2018. This number increased 3.8 % with respect to the end of 2017. Since 2012, the number of private sector employees has increased by around 2 % each year (average annual growth rate measured over the 2012-2018 period).

The proportion of men among private sector employees has been on the rise over the last few years: in 2018, 6 out of 10 employees were men.

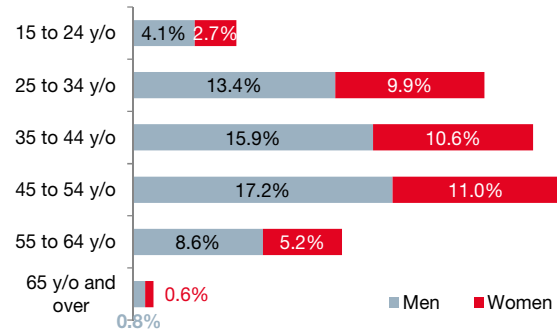
At the end of 2018, the average age of private sector employees was 41.8 years old. On average, women were slightly younger than men (6 months younger). Employees between the ages of 45 and 54 made up the largest age group in 2018. The evolution of the number of employees by age group indicates that the employee population has grown older: the average age of an employee was 40.7 years old in 2012 (-1.1 year with respect to 2018) and until 2015, the 34 to 44 y/o age group comprised the largest number of employees.

1. Number of employees in the private sector by age group and sex in 2018

	Number of employees	Share	Average age
Men	30 945	60.0%	42.0 y/o
Women	20 655	40.0%	41.5 y/o
Total	51 601	100.0%	41.8 y/o

Sources: *Caisses sociales de Monaco, Monaco Statistics*

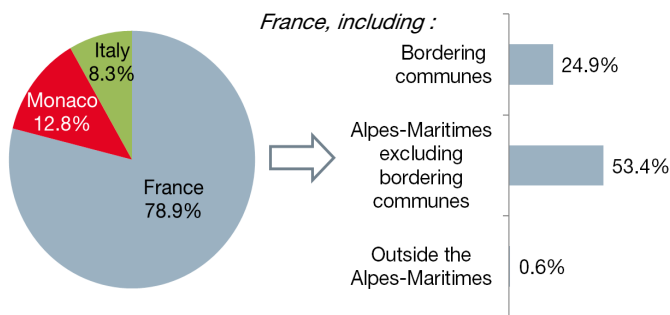
2. Distribution of private sector employees by age group and sex in 2018



Sources: *Caisses sociales de Monaco, Monaco Statistics*

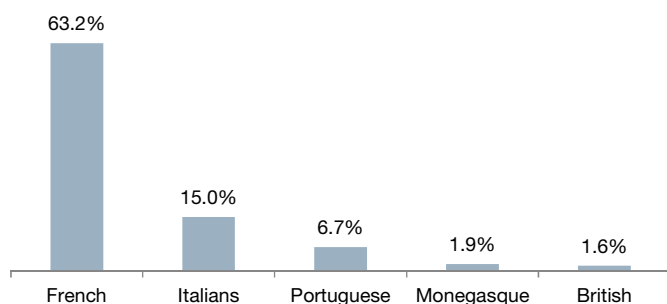
The majority of employees reside in the Alpes-Maritimes, the French are the largest nationality group

3. Distribution of private sector employees by place of residence in 2018



Sources: *Caisses sociales de Monaco, Monaco Statistics*

4. Distribution of private sector employees by most frequent nationalities in 2018



Sources: *Caisses sociales de Monaco, Monaco Statistics*

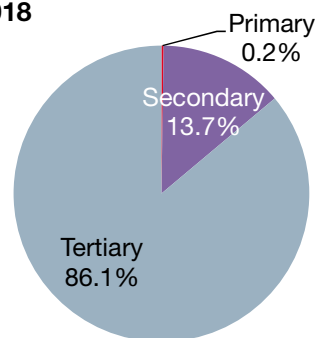
In 2018, over three quarters of private sector employees working in Monaco were resident in France and a quarter of these resided in one of the Principality's bordering communes (Beausoleil, Cap d'Ail, La Turbie, Roquebrune-Cap-Martin). The majority resided beyond the borders of Monaco and the bordering communes. Employees who were both living and working in Monaco accounted for 12.8 % of the employee population, that is 6 400 people. Most employees who were residing in Monaco or the bordering communes were women while men were in the majority among employees living beyond the bordering communes or in Italy (over 60 % were men in both cases).

Nearly two thirds of private sector employees were of French nationality, far more than there were of any other nationality. The thousand Monegasque employees in December 2018, accounted for less than 2 % of the employee population. In total, there were employees of over 130 nationalities in Monaco's private sector.

Nearly 9 out of 10 employees work in the tertiary sector

In Monaco, the job market is dominated by trade and services: over 44 000 employees worked in the tertiary sector (market and non-market) in December 2018, that is 86.1 % of employees. This share has gradually increased over the last few years (+1.8 % with respect to the end of 2012). More specifically, the Scientific and technical activities, administrative and support services sector (which includes accountants, notaries, architects, travel agencies, interim agencies...) comprised the largest number of employees.

4. Distribution of private sector employees by economic sector in 2018



Sources: Caisses sociales de Monaco, Monaco Statistics

A job market supported by Scientific and technical activities, administrative and support services

5. Number of private sector employees, distribution by sector and sex in 2018

	Number of employees	Share of men in the sector	Share of women in the sector	Weight of the sector
Finance and Insurance	3 880	47.9%	52.1%	7.5%
Wholesale	2 616	51.9%	48.1%	5.1%
Retail	2 887	46.0%	54.0%	5.6%
Accommodation and catering	7 791	69.3%	30.7%	15.1%
Manuf., extrac. and other industries	2 603	64.1%	35.9%	5.0%
Real estate	1 617	64.5%	35.5%	3.1%
Construction	5 063	91.2%	8.8%	9.8%
Transport and storage	2 027	72.2%	27.8%	3.9%
Scientific and technical activities, admin. and support services	11 754	65.1%	34.9%	22.8%
Miscellaneous activities and services	5 969	40.3%	59.7%	11.6%
Information and Communication	1 304	74.8%	25.2%	2.5%
Admin., educ., health and other social services	4 091	28.6%	71.4%	7.9%
TOTAL	51 601	60.0%	40.0%	100.0%

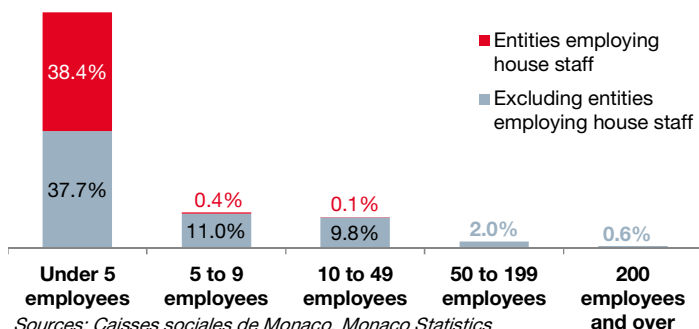
Sources : Caisses sociales de Monaco, Monaco Statistics

In December 2018, 60 % of Monaco's private sector employees were men while they accounted for 59.2 % of employees in 2012. While most sectors comprised less women than men, the construction sector was by far the most unbalanced: over 9 out of 10 employees were men. In the Information and Communication sector, the share of men was close to 75 %. It is in the Administration, education and health and social actions sector that women made up the largest share of the employee population, accounting for over 70 % in the sector.

Interim jobs greatly contributed to making the *Scientific and technical activities, administrative and support services* sector one of the largest in terms of employees : in this sector, over half of the workforce was employed by *temporary work agencies*. In total, interim jobs accounted for 10 % of private sector employees in Monaco at the end of 2018 (versus 9 % in 2017). *Accommodation and catering* was the second largest sector in terms of the number of employees. This is essentially due to the hotel sector (nearly three quarters of employees work in *hotels and similar accommodation facilities*). The *Miscellaneous services* sector, which includes *Art, shows and recreational activities* and *Employers of house staff* comprised nearly 6 000 employees, 38 % of which as house staff. The employee population increased in all sectors with respect to the previous year, except for the industrial sector.

Over 6 000 employers in the private sector, an increase with respect to 2017

6. Distribution of employers by type and number of employees in 2018



Sources: Caisses sociales de Monaco, Monaco Statistics

Monaco comprised 6 112 employers in December 2018 (154 more than in 2017, that is +2.6 %). Among these, 39 % were employers of house staff. The majority employed less than 5 workers. Aside from the *Miscellaneous services* sector (which includes employers of house staff), the *Scientific and technical activities, administrative and support services* sector as well as the real estate activities sector were also in this category. The construction sector comprised the largest number of entities employing between 10 and 49 workers.

